



# THE R.I.P.S.A.W. REVUE

wiscwoodworkersguild.org

Rendering Informative Programs Serving Area Woodworkers

Volume 29 No. 8

A monthly publication of the Wisconsin Woodworkers Guild

August 2010

## John's Jaunt

Welcome to the August edition of the RIPS AW and John's Jaunt. Where has the summer gone!? Wasn't I just talking about all the projects I was going to get done?

The summer has gotten quite busy with all three of my kids heading to the high school in the fall, and the associated activities. The oldest has just completed her drivers ed. classroom instruction and now wants to drive everywhere! The right side seat is taking some getting used to.

Thanks to all the participants in our July Show & Tell. We had a great variety of completed projects, partial projects and lots of jigs to talk about. It was nice to see some new faces up front (and back). Don't be surprised if the Program



and Workshop Committee approaches you about potentially presenting your work at an upcoming meeting!

Toy making season is rapidly approaching and some of you may have already started. A recent article in Wood magazine highlighted some new testing requirements for toys and how it impacts organizations like ours that make toys for charitable purposes. We are doing some investigation in order to provide you with guidance in the near future, so that

we can best protect our members and the Guild. Also, don't forget that spalted woods need to be avoided for toy making.

Finally, don't forget that their will not be a meeting in August, and we will see you in September.

Happy Woodworking!

-John

## Reflections Reflections

### July Program - Show and Tell

*Submitted by Leila Crandall-Frink*

The Show & Tell program was very interesting as always. It is amazing to me the level of talent within our guild. We have problem solvers who can figure out how to make jigs to solve problems like how to make consistently

cut very thin pieces of wood. People who can figure out how to get a kayak out of a basement where it was constructed and would not fit through any of the openings in the basement. How about just adding a new iron door? People who can make a new tool rest for

turning when the current one would not do the job. It is a guild with many talents.

We had 18 people show some of their work, from a hint on how to sweep the lights in the ceiling, to chess sets made from sockets, to hand mirrors with a cross in the back, to tiny bowls made by using a dowel to gauge the depth. Some showed their completed projects, some showed items they made to help them with projects.

There are pictures throughout the RIPS AW that are of people showing their work. I have tried to put names and what they were showing with each picture. I am sure people would be happy to show you more detail if there is something that you want to know more about. Just look up the name in your copy of the membership roster, and give that person a call.

I always find the Show and Tell a fun and informative program. I am inspired to make more wood items and to work a bit harder trying to figure out how to solve a problem that I find stopping me from finishing a project.


You will find that the program committee will ask for volunteers to show in more detail just how something got made and may find a chance to learn in a workshop.

### In This Issue


John's Jaunt	1
Reflections	1
Raffle	2
Pictures	2
Board Briefs	3
Program Notes	3
Guild Programs 2010	4
Guild Workshops 2010	4
Rockler Class Schedule	4
Woodcraft Class Schedule	5
Pictures	5, 6 & 7
August 2010	No Meeting



Jay Pilling shows bar clamp pads



Verne Eilers shows heart box and leaf trivet.



Klaus Zunker turned bowls.



Leila shows earrings



Heart Box and Leaf Trivet - Eilers



Klaus Zunker spalted maple table.



Ron Henderson shows duster for lights.

### Friends of the Wisconsin Woodworkers Guild

**Homestead Finishing Products**, Cleveland, OH  
216/631-5309 [www.homesteadfinishing.com](http://www.homesteadfinishing.com)  
**Rockler's (The Woodworker's Store)** 845 N.  
Mayfair Rd, Wauwatosa, 414/774-1882  
**Woodcraft**, 14115 W. Greenfield Ave New Berlin, WI  
53151 Phone: (262) 785-6770  
**Woodline USA** can be reached at 800-472-6950

### Wisconsin Woodworkers Guild

The winners of the July raffle were Tom Hipsack, Ken Hunkins and Tom Schupe. Door prize winners were Corey Megal, Jim Schlarb, Verne Eilers, Donna Baltz and John Hadfield.. Congratulations to all the winners. If I forgot to mention someone, please let me know.

The July raffle prizes were donated by Rockler Woodworking and Hardware. Winners were awarded the following prizes; Irwin Quick Grip XP 12" clamps and Sandfast palm sanders. The XP clamps have a 3" throat depth and I-Beam construction. Each 12" clamp includes two 1" spring clamps. Rockler Woodworking and Hardware is located at 845 North Mayfair Road, 414-774-1882.

### Publications Committee

Editor  
**Leila Crandall-Frink** 414/453-4118  
[Lfrink@wi.rr.com](mailto:Lfrink@wi.rr.com)  
Associate Editor  
**Si Farmer** 414/464-6021  
[sfarmer1@wi.rr.com](mailto:sfarmer1@wi.rr.com)  
Web Master  
**Brian Halligan** 414/771-9835  
[halligan@mcw.edu](mailto:halligan@mcw.edu)

You may also send email to:  
[wiscwoodworkersguild@wiscwoodworkersguild.org](mailto:wiscwoodworkersguild@wiscwoodworkersguild.org)

## PRORAM NOTES

Woodworkers Fishing Lure

## Wisconsin Woodworkers Guild

Board Briefs July, 2010

Attendees: Ed Cessna, Leila Crandall-Frink, Bill Godfrey, John Johnson, Corey Megal, Jay Pilling, Tom Schuppe, and Jerry Tackes

Membership: 125

Treasurer: Balance: \$9,980.22 as of July 8, 2010

Publicity: The tentative dates for the 2011 Woodworker's Show are February 18 – 20.

Programs/Workshops: Our October program will be spindle repair using the lathe, presented by Ron Oldegard.

Other Business:

Toys: Jerry Tackes raised the subject of a law Federal law that takes effect February 10, 2011. The law requires that all hardware paint and glues used in toys be tested for lead content. Members of the Board will be investigating the law's effect, if any, on the toys we make.

Woodcraft Setup: Jerry Tackes reported on his meeting with representative of the 2 turning groups and the electrician. The meeting area will be in the same orientation as we are currently using. There will be some ceiling track lighting and video camera connections. There will be several 120 outlets and a couple 220 outlets. Volunteers from the Guild will be installing the conduit and tracks for the electrician. This will save both time and money. It is anticipated that the electrical work will be completed by the end of August.

Holiday Party: The party will again be held at Meyer's Restaurant. The party will be Thursday, December 2. We are tentatively looking to hire a local comic magician as entertainment.

Library: With proceeds from the eagle raffle, 13 new books and videos have been purchased for the library.

Web Site: We again spent some time discussing the Guild web site. Jerry Tackes will be sending Board members the Internet addresses for the sites of other woodworking guilds.

Respectively Submitted, Ed Cessna

August, the Guild is dark (no meeting), but it's not dark for September.

Carving, September 2nd, lure yourself away from your favorite fishing spot and come to the Guild meeting to meet Robert Noland of Badger State Carvers. He will make a video historical presentation of Wisconsin and South Milwaukee through the art of carving an Indian canoe and carving a Indian Totem pole.

Ornaments Saturday (workshop), September 11, come to Bill Godfrey's workshop and make Christmas Ornaments. Jerry Tackes will present and provide the details on how to create a favorite ornament.

Spindle turning & repair, Thursday, October 7, Ron Oldegard will show you how to fix that broken piece of furniture. In my opinion, we all could learn about spindle turning and repair.

Fall Art Tour, Friday, Oct 15, contact Jay 414-425-5692 to join the Guild members on a fun filled day traveling to woodworker studios all the way from Baraboo to Spring Green, Wisconsin.

Build a Cello & carve the scroll, Thursday, Nov 4, Korinthia Klein will demonstrate her fine art of building a Cello and carving it's scroll. That will be music to our ears.

Build a table (workshop), Saturday, Nov 13, beginners will get first choice to take part in a 4 session workshop—one session each month. Corey Megal will present and teach the techniques on how to build a small table.

Holiday Party, Thursday, December 2:

- Bring your toys, help support our clubs' mission to give toys to children in battered women shelters.
- Bring a woodworkers present for a drawing. Now isn't that a neat way to share with each other.
- Eat a great meal, enjoy quality entrainment, and hopefully win a fellow woodworks gift.
- Help the Guild celebrate the holiday and a years worth of woodworking fun.

Tom Schuppe  
Gone fishing

## Officers

President	<b>John Johnson</b> jcjkj@gmail.com	<b>815/575-9266</b>
Vice President	<b>Jerry Tackes</b> brewwood@wi.rr.com	<b>414/431-4242</b>
Secretary	<b>Ed Cessna</b> ectablesaw@yahoo.com	<b>414/764-3870</b>
Treasurer	<b>Corey Megal</b> coreym@wi.rr.com	<b>414/282-8504</b>
Program Co-Chairs	<b>Tom Shuppe</b> trailerman@sbcglobal.net	<b>414/475-5706</b>
	<b>Bill Godfrey</b> billg1234@aol.com	<b>262/542-5239</b>
Exhibits/Publicity	<b>George Egenhofer</b>	
Publications	<b>Leila Crandall-Frink</b> Lfrink@wi.rr.com	<b>414/453-4118</b>
Workshop Signup	<b>Jack Whitstone</b>	

## Woodcraft Class Schedule

Basic Cabinet Construction 6 Week Session, Mon, Aug 2, 9, 16, 23, 30, & Tue 31, 6 PM - 9 PM

Band Saw Box Making , Thu, Aug 5, 6 PM - 9 PM

Introduction to Box Making , Sat, Aug 7, 9:30 AM – 5 PM

Table Saw Fundamentals, Thu, Aug 12, 6 PM – 9 PM

Turning 101: Intro To Lathe Work, Sat, Aug 14, 9:30 AM - 3:30 PM

Wood Preparation Using The Planer, Jointer & Table, Wed, Aug 18, 6 PM – 9 PM

Turn A Resin ( Plastic) Cigar Pen, Thu, Aug 19, 6 PM – 9 PM

## WWG 2010 Programs

### No meeting in August 2010

Thursday, **September 02**, 2010

Video presentation: Carve Indian canoe  
Pole carving of history -Wisconsin and South Milwaukee  
Robert Noland of Badger State Carvers

Thursday, **October 7**, 2010

Spindle turning & repair  
Learn how to fix that broken piece of furniture  
Presenter: Ron Oldegard

Thursday, **November 4**, 2010

Build a Cello & carve the scroll  
Demonstration of the fine art of building a Cello and  
carving its scroll  
Presenter: Korinthia Klein

Thursday, **December 3**, 2010

Holiday Party

Please accept my apologies for fuzzy pictures.  
Obviously I have a lot to learn about taking pictures.

--Leila

## WWG 2010 Workshops

Saturday, **September 11**, 2010

Ornaments Workshop  
Make Christmas Ornaments  
Presenter: Jerry

Friday, **October 15**, 2010

Fall Art Tour  
Travel to woodworker studios from Baraboo to  
Spring Green, Wisconsin.

Saturday, **November 13**, 2010

Build a Table Workshop  
Learn techniques on how to build a small table.  
Beginners will have first choice for this workshop.  
Presenter: Corey Megal

## Library Reviews

The Eagle Raffle proceeds have resulted in the purchase of 13 new books and DVDs for our library. This article covers the new books, which will be available for borrowing at the September meeting. One new book is:

Made by Hand: Furniture from the Unplugged Woodshop (includes a DVD), by Tom Fidgen (call number TT195. F53).

The book and accompanying DVD provide an excellent introduction into home-workshop furniture consecution using hand tools. The author presents a carefully explained and highly detailed description of the proper techniques involved in building woodworking projects using hand tools. For those of us who love the concept of truly handmade projects, this book addresses the questions and illustrates the methods of Handcrafted furniture production. Projects included in the book are cabinetmaker's tool chest, a dovetailed wall cabinet, a side table, a bookcase with doors, a post and panel cabinet, and a sideboard. The companion DVD offers excellent views of the hand tools in use and the projects being built.

Other new books:

Big Book of Scroll Saw Woodworking, by the editors of Scroll Saw Woodworking & Crafts magazine (call number TT199.7. B54

Making Wooden Fishing Lures, by Rich Rousseau (call number SH449. R68)

Practical Furniture Design: From Drawing Board to Smart Construction, by the editors of Fine Homebuilding & Fine Woodworking magazines (call number TT196. P76)

Puzzle Boxes: Fun and Intriguing Bandsaw Projects (includes a DVD), by Jeff Vollmer (call number TT200. V55)

Rustic Furniture Basics, by Doug Stowe (call number TT200. S72)

Spray Finishing Made Simple (includes a DVD), by Jeff Jewett (call number TT325.1. O43)

Taunton's Complete Illustrated Guide to Tablesaws, by Paul Anthony (call number TT186. A58)

Zany Wooden Toys that Whiz, Spin, Pop and Fly, by Bob Gilsdorf (call number TX773. G485)

Submitted by Ed Cessna


## Member Project Pictures



Corey Megal shows picture frame.



Gary Shadley chess set with socket pieces.



Did not get written down who made this lovely knife holder.

### Rockler Class Schedule

Saturday, July 31, 9:30am, Crown Molding Jig

Saturday, August 7, 9:30am, Rockler Dovetail Jig

Saturday, August 14, 9:30am, HVLP Spray System

Saturday, August 21, 9:30am, Rail Coping Jig


Saturday, August 28, 9:30am, Easy Coper

Go to the Rockler page for more information about these events. [Rocklernews.blogspot.com](http://Rocklernews.blogspot.com)

# Pictures from the July Show & Tell



Jerry Tackes - table saw fixtures for making precise cuts.






Ed Cessna Scroll sawn Eagle.



Tom Schupe with his jig for making segmented bowls.



Jerianne Feiden took Marc Adams class on marquetry and showed her projects.



Ed Cessna made a bowl with scroll saw and shows the jig for clamping.

Thanks to all who brought and showed their projects. A nice variety!




George Henderson with a 4-h student who made a chinese checkerboard.

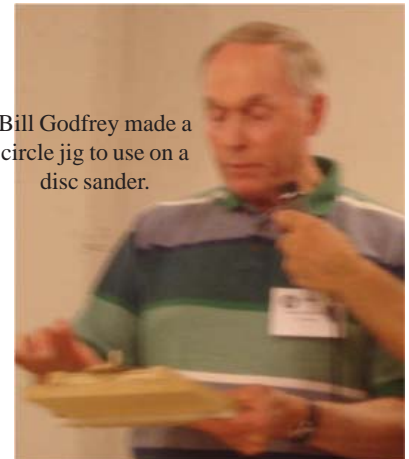
This 'puzzle' was to make 10 spikes balance on one spike in the wood. Sorry I did not write down who made it.



Justin Gassal with his marking knife for making dovetails.



George Henderson made a clupboard.



Bill Godfrey made a circle jig to use on a disc sander.

# WISCONSIN WOODWORKERS GUILD

## Woodcraft Parking

Woodcraft has requested that Guild members park in the western side of the parking area.

This will leave the area nearest the store for customer parking.

## WWG Monthly Meeting

### No meeting in August

Return on

Thursday, September 2<sup>nd</sup>

for a program by area woodcarver,  
**Robert Noland. The program will  
focus on carving an Indian canoe  
and totem pole.**

### In This Issue

John's Jaunt	1
Reflections	1
Raffle	2
Pictures	2
Board Briefs	3
Program Notes	3
Guild Programs 2010	4
Guild Workshops 2010	4
Rockler Class Schedule	4
Woodcraft Class Schedule	5
Pictures	5, 6 & 7
August 2010	No Meeting



The Wisconsin Woodworkers Guild  
Box 137  
Milwaukee, WI 53201

**First Class Mail**